

the super duper fun eggativity sheet



egg scramble

Unscramble the words to form the words in the list.

fried
hen
yummy
shell
eggs
beat
white
crack
yolk



Word scramble puzzle with scrambled letters in egg-shaped containers:

- hen
- yummy
- shell
- white
- yolk
- crack
- beat


Q: Where did the chicken go on her vacation?
A: Sandy Eggo!

word search

Find and circle the hidden words.

barn
cook
crack
egg
farm
hen
lay
shell
white
yolk

a	d	s	h	e	l	l	j
c	w	h	i	t	e	x	y
r	m	q	y	o	l	k	u
a	t	b	o	h	v	c	l
c	h	e	a	g	e	o	a
k	e	w	i	r	a	o	y
a	n	e	g	g	n	k	a
p	c	h	a	m	r	a	f





cracked eggs

Join the cracked eggs by drawing lines to the correct answer.

2 chickens plus 6 chickens

How many lips does a chicken have?

3 chickens each lay 3 eggs

8 eggs minus 5 eggs

Farmer Jane has 12 eggs and sells 7


3

0


8

9

5



Q: What grow on?
A: Eggplants



egg animals


Make some animals from hard-cooked eggs and odds and ends that you find around your house.



Pig: Dye or colour hard-cooked egg pink. Glue on miniature marshmallows for 4 legs and snout. Make a curly tail from a pipe cleaner. Cut ears out of pink construction paper. Draw eyes with a felt pen.



Mouse: Dye or colour hard-cooked egg grey. Glue on large pink ovals of construction paper for ears. Cut little mouse feet out of grey construction paper. Add a pipe cleaner tail; draw on whiskers and eyes with a felt pen. To make your mouse sit up, glue a bottle cap to the bottom.




recipe

Make 'em, and eat 'em.


Toad-in-a-hole

- 1 slice of bread
- 1 tsp. butter or margarine
- 1 egg
- salt and pepper

Heat a skillet over medium heat. With a cookie cutter or cup, cut a circle from the centre of the bread. Lightly butter one side of the bread. Place bread in skillet, buttered side down. Break egg into the hole in the bread; season with salt and pepper. Cook until egg is set and bread is browned. Turn bread and egg over; cook until done as desired.



10 chickens



eggsperiment


Amaze your friends.

The Uncrushable Egg Shell Trick

Bet a friend that you can balance a pile of books on egg shells without crushing them. You will need: 4 egg shell halves the same size, masking tape, scissors and books.

1. Wrap masking tape around the broken edge of each shell as shown and cut the edge so that the shell will sit flat.
2. Place the egg shells so that they will support the four corners of the books.
3. Carefully balance the books one by one on top. How many can you pile on before the egg shells start to crack?

How the trick works: The curved shape of egg shells passes the weight of the books down and over the entire shell. This makes the egg shell able to support more weight.





Q: What do you get when you put a Tasmanian Devil in a chicken coop?
A: Devilled eggs

dot-to-dot

Using **even** numbers (2, 4, 6, 8, 10...), connect the dots to make a hen. When you're finished, you can colour the hen.



Q: Why did the chicken lay an egg?
A: Because it would break if she dropped it

fun egg facts

Did you know?

1. If you took all the eggs produced in Canada in one year, they would wrap around the world $7\frac{1}{2}$ times.
2. As a hen gets older, she lays larger eggs.
3. Eggs have lots of protein, vitamins and minerals to help you grow.
4. One or two eggs provides a serving from the Meat and Alternatives group of Canada's Food Guide to Healthy Eating.

For more information or recipes, visit the Canadian Egg Marketing Agency's web site at www.canadaegg.ca or contact your provincial egg producers board.

